



DOZER BLADES

RC RECLAMATION U-BLADES

HD HEAVY-DUTY U-BLADES

SUB SEMI U-BLADES

RC RECLAMATION U-BLADES DESIGNED TO PERFORM

Rockland RC Reclamation U-Blades reduce dozing costs. The RC was specifically designed for mine spoil pile work. It delivers more material every pass because of a 28° wing angle and the right relationship between overall blade width and the center section length.

From the job-matched cutting edges and from one rugged end plate to the other, these blades are built to last as well as produce! Features like rugged box-frame construction, weight-saving alloy steels, and heavy-duty end plates all combine to guarantee years of productivity and dependability.

HD HEAVY-DUTY U-BLADES HEAVY-DUTY CHAMP

For severe service dozing, smart contractors specify Rockland HD Heavy-Duty U-Blades. They know that Rockland Heavy-Duty U-Blades have been proven on severe applications around the world. They also know that Rockland Heavy-Duty U-Blades are available with options and features so they can set the blade up specifically for their application.

Here are the options: For pushing scrapers, add the optional, heavy-duty center push plate. For highly abrasive applications, there are optional blade liners available that are harder than most cutting edges! End plate wear protection and extra thick cutting edges are also available. For severe rock work, specify severe service edges and the total wear protection package.

Rockland HD Heavy-Duty U-Blades are built of high-strength, weight-saving alloy steels and feature a proven box-frame construction for years of dependable service. Specify a Rockland Heavy-Duty U-Blade for your severe service dozing application and add the options that guarantee years of dependable performance.


SEMI U-BLADES MORE MATERIAL EVERY PUSH

Make your medium-sized crawler tractor really produce by equipping it with a Rockland Semi U-Blade. When you change from the standard straight blade to a Rockland Semi U-Blade, productivity increases an average of 8% to 12% every pass. Every contractor knows that with productivity improvements like that, it doesn't take very long for the blade to generate extra profits.


Operators like the Rockland Semi U-Blade because it carries a load better than a straight dozer blade. It all adds up to more productivity on every job—delivered by a Rockland Semi U-Blade.

Rockland SUB blades are built to handle all the punishment that the tractor can dish out. From the heat-treated, reversible cutting edges to the heavy-duty end plates, these blades are tough. For productivity and performance, specify Rockland Semi U-Blades.


RC



HD



SUB



SPECIFICATIONS

RC RECLAMATION U-BLADES

Machine	40	40	50	50	60	70	80	90	100	110	120	120
Capacity (Yd ³)	13 9.95	16 12.23	18.5 14.15	22 16.83	22 16.83	30 22.95	36 27.54	41 31.37	48.5 37.1	54 41.31	59 45.13	70 53.52
Width (")	168 4267	168 4267	192 4877	192 4877	204 5182	210 5334	212 5385	228 5791	240 6096	267 6755	276 7010	288 7315
Height (")	60 1524	68 1727	68 1727	75 1905	72 1829	84 2134	92 2237	96 2438	100 2540	100 2540	101 2565	109 2769
Wing Angle	28°	28°	28°	28°	28°	28°	28°	28°	28°	28°	28°	28°
Cutting Edge (")	1x10 25 x 254	1x10 25 x 254	1x10 25 x 254	1x10 25 x 254	1-1/8x13 29 x 330	1-1/8x13 29 x 330	1-1/8x13 29 x 330	1-1/8x13 29 x 330	1-1/2x13 38 x 330	1-1/2x13 38 x 330	1-1/2x13 38 x 330	1-1/2x13 38 x 330
Weight (lbs.)	5700 2588	5800 2631	8590 3900	8850 4014	11800 5357	13000 5902	14200 6447	17200 7809	18100 8217	18900 8581	19900 9035	25200 11431

(mm/kg)

Specifications subject to change without notice.

HD HEAVY-DUTY U-BLADES

Machine	25	30	30	40	40	50	50	60	70	80	90	90	120
Capacity (Yd ³)	5.5 4.21	6.5 4.97	8.5 6.50	8.6 6.58	10.5 8.03	12.5 9.56	15.5 11.85	16 12.24	23 17.6	28 21.42	30 22.94	34 26.01	45 34.40
Width (")	126 3200	129 3277	132 3353	144 3658	150 3810	160 4064	174 4420	174 4420	198 5029	204 5182	240 6096	240 6096	252 6400
Height (")	45 1143	48 1219	56 1422	52 1321	57 1448	64 1626	64 1626	65 1651	72 1829	79 2007	74 1880	79 2007	89 2261
Wing Angle	25°	25°	25°	25°	25°	25°	25°	25°	25°	25°	25°	25°	25°
Cutting Edge (")	3/4x8 19 x 203	3/4x10 19 x 254	3/4x10 19 x 254	1x10 25 x 254	1x10 25 x 254	1x10 25 x 254	1x10 25 x 254	1-1/8x13 29 x 330	1-1/8x13 29 x 330	1-1/8x13 29 x 330	1-1/2x13 38 x 330	1-1/2x13 38 x 330	1-1/2x13 38 x 330
Weight (lbs.)	3000 1362	3300 1497	3700 1678	4500 2041	4700 2132	6700 3039	7600 3447	8400 3810	10500 4763	12000 5443	14800 6713	15000 6804	19000 8618

(mm/kg)

Specifications subject to change without notice.

SUB SEMI U-BLADES

Machine	25	30	40	50	60	70	80	90	100	110	120
Capacity (Yd ³)	6 4.59	8 6.12	9.5 7.26	11.7 8.95	13.4 10.05	18.6 14.22	21.6 16.51	25 18.82	26.5 20.27	31 23.70	36 27.52
Width (")	128 3251	140 3556	146 3708	159 4039	164 4166	172 4369	180 4572	192 4877	205 5207	212 5385	220 5588
Height (")	51 1295	56 1422	60 1524	64 1626	67 1702	76 1930	82 2083	83 2108	83 2108	90 2286	120 3048
Cutting Edge (")	3/4x8 19 x 203	3/4x8 19 x 203	1x10 25 x 254	1x10 25 x 254	1-1/8x13 29 x 330	1-1/8x13 29 x 330	1-1/2x13 38 x 330	1-1/2 38 x 330	1-1/2x13 38 x 330	1-1/2x13 38 x 330	1-1/2x13 38 x 330
Weight (lbs.)	2800 1270	3350 1520	4675 2121	6000 2722	7100 3221	9900 4491	11100 5035	11900 5398	12600 5715	15000 6804	17500 7938

(mm/kg)

Specifications subject to change without notice.

LGP SUB SEMI U-BLADES

Machine	25	30	40
Capacity (Yd ³)	5.5 4.09	7.5 5.73	9 6.88
Width (")	144 3658	157 3988	178 4521
Height (")	44 1118	52 1321	52 1321
Cutting Edge (")	3/4x8 19 x 203	3/4x8 19 x 203	1x10 25 x 254
Weight (lbs.)	2990 1356	3450 1565	4950 2245

(mm/kg)

Specifications subject to change without notice.

INSTALLATION INFORMATION

Rockland Dozer Blades come complete with all necessary attaching brackets, ready to mount on standard push beam assemblies using standard factory pins.

WARRANTY

Rockland Dozer Blades are guaranteed against failure due to defective design, materials, or workmanship for a period of two years or 4,000 hours.



Distributed by:

ROCKLAND MANUFACTURING CO.
P.O. Box 5 Bedford, PA 15522
800-458-3773 www.rocklandmfg.com